

# From Dead to Life



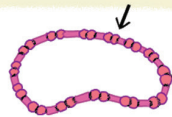
**INSTRUCTIONS:** Change one letter at a time to turn the word *dead* into the word *life*. Use the picture clues for help.

**D** **E** **A** **D** =



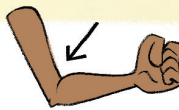
The opposite of alive.

\_\_\_ =



A small decoration to thread onto a string.

\_\_\_ =




Your elbow lets your arm do this.

\_\_\_ =



When you let your friend borrow something.

\_\_\_ =



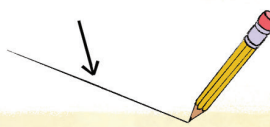
When you let your friend borrow something yesterday.

\_\_\_ =



The fuzz you find in your pockets or clothes dryer.

\_\_\_ =



A straight connection between two points.

**L** **I** **F** **E**

**KEY PASSAGE:**

2 Corinthians 5:17

**BIG PICTURE QUESTION:**

- Who changes us? The Holy Spirit changes us to be like Jesus for God's glory.

**BIBLE STORY:**

**A TRANSFORMED MIND**

- Paul wrote letters to believers in many places.
- Paul wanted Christians to understand the ways God was changing them.
- God wants us to show friendship and love to one another.
- The Holy Spirit changes us to help us live new lives.

**FAMILY DISCUSSION STARTERS:**

- Why do our minds need to be transformed?
- Why does God want us to show friendship and love?

**FAMILY ACTIVITY:**

- Help your kids learn a few origami designs. Talk about how folding the paper can transform it. Highlight the difference between this kind of change and the changes God makes in us.

